



Homeless Service System Data for Dane County

10/1/16-9/30/17

PRESENTED BY TORRIE KOPP MUELLER

CONTINUUM OF CARE COORDINATOR

HOMELESS SERVICES CONSORTIUM OF DANE COUNTY

Table of Contents

Executive Summary	2
Prevent Homelessness	3
Support People Experiencing Homelessness	4
Street Outreach	4
Emergency Shelter	4
Transitional Housing	6
End Homelessness	7
Spotlight Data: Race	8
Point-in-Time	10
Appendix: Annual Homeless Assessment Report	12

Executive Summary

Recent progress made in our community, as well as others across the nation, has affirmed that ending homelessness is an achievable goal. An end to homelessness does not mean that no one will ever experience a housing crisis again. Changing economic realities, the unpredictability of life events, and unsafe or unwelcoming family environments may create situations where individuals, families or youth could experience, re-experience, or be at risk of homelessness. (*Opening Doors*, Federal Strategic Plan to Prevent and End Homelessness, 2015)

In 2015, Madison Mayor Paul Soglin accepted the *Mayors Challenge* to end veteran and chronic homelessness in our community. Since then, Madison/Dane County Continuum of Care (CoC) has partnered with Dane County, United Way, Veterans Administration, and the City of Madison in the national *Zero Initiative* and made significant progress toward reducing veteran and chronic homelessness. The implementation of the *Zero Initiative* was a response to HUD's 2015 amendment of its Strategic Plan to Prevent and End Homelessness. The amended national plan was centered around the belief that "no one should experience homelessness, no one should be without a safe, stable place to call home".

The goal of ending homelessness means that our community will have a systematic response in place that ensures homelessness is prevented whenever possible or is otherwise a rare, brief, and non-recurring experience. The CoC's Vision Statement, as adopted in the 2016 Community Plan to Prevent and End Homelessness in Dane County, states: All households in Dane County should have the opportunity to secure and maintain safe, stable and affordable housing. Our community will achieve that through the following four goals:

- I. Prevent Homelessness
- II. Support People Experiencing Homelessness
- III. End Homelessness
- IV. Collaborate with Local, State and National Partners

The 2016-17 annual report on homeless services presents data that is entered into the Homeless Management Information System (HMIS). HMIS collects real-time data from agencies that operate nearly all of the homeless programs in Dane County. The CoC's annual report, and data contained within it, are submitted to the Department of Housing and Urban Development (HUD). The report has been revised to coincide with changes in HUD's reporting requirements and to align with its October 1 –September 30 fiscal year.

It is important to note that this report does not contain information about all homeless persons in the community. For example, it does not capture data about persons who are served solely by the small number of agencies or programs that don't utilize HMIS – such as Domestic Abuse Intervention Services (DAIS), St. Vincent de Paul (Port St. Vincent de Paul & St. Elizabeth Ann Seton House) and those receiving HUD Section 8 vouchers through Veterans Affairs Supportive Housing (HUD-VASH) – or by faith communities or grassroots organizations. Nor does the report include information about those who lack

stable housing but might be living with friends or family, self-paying in hotels or existing without shelter and not interacting with service providers utilizing HMIS.

Prevent Homelessness

Homeless prevention assistance includes rental assistance and housing relocation and stabilization services necessary to prevent an individual or family from seeking emergency shelter, or being forced to live on the streets, or a place not meant for human habitation. This assistance can take the form of direct financial aid or other services. Local providers include:

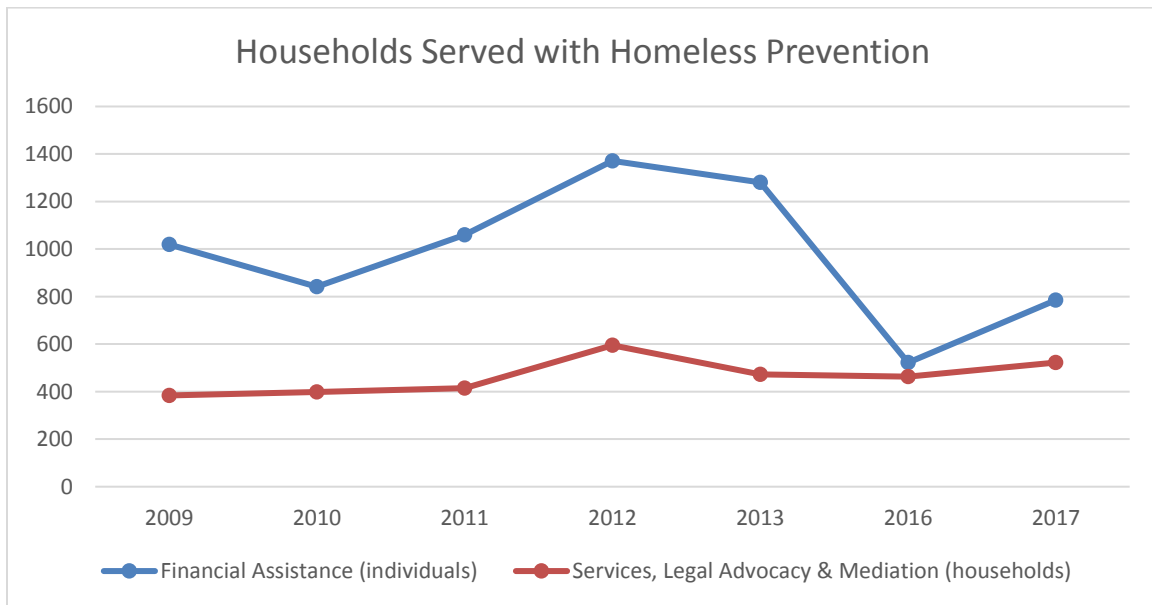
Providers of financial assistance:

- Tenant Resource Center
- Porchlight: DIGS Program
- Community Action Coalition
- YWCA Madison

Providers of services, legal advocacy and mediation:

- Briarpatch
- Legal Action of Wisconsin
- Tenant Resource Center

The following graph presents historical data describing the number of persons receiving Prevention Services



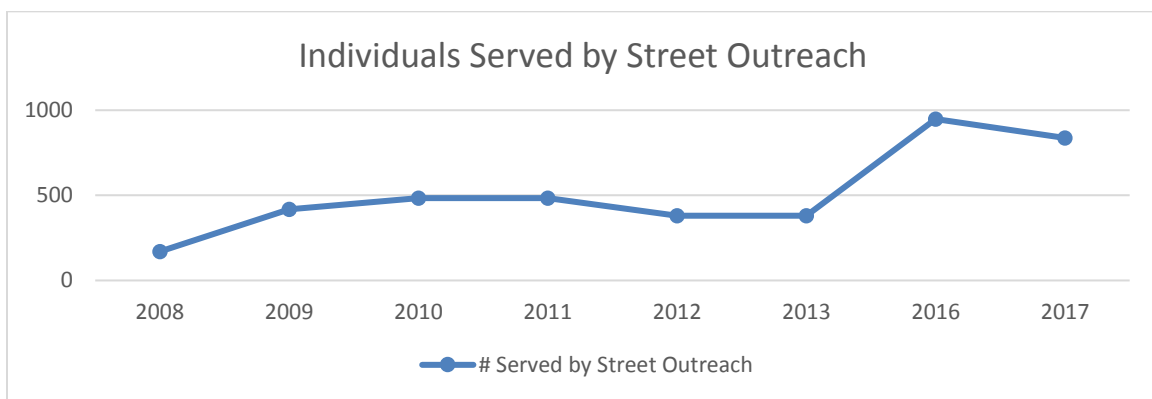
Support People Experiencing Homelessness

Street Outreach

Street outreach workers engage with unsheltered homeless people in order to connect them with emergency shelter, housing, or other critical services. Street outreach services are provided in non-facility-based settings for unsheltered homeless people who are unwilling or unable to access emergency shelter, housing or an appropriate health facility. Outreach providers work with clients to build effective relationships, help meet basic and safety needs, connect with available community services and access emergency while developing a plan to secure permanent housing. Local providers of these services include:

- Briarpatch
- Porchlight
- Tellurian
- Tenant Resource Center
- Operation Welcome Home

The following graph shows historical data regarding the number of people served by Street Outreach.



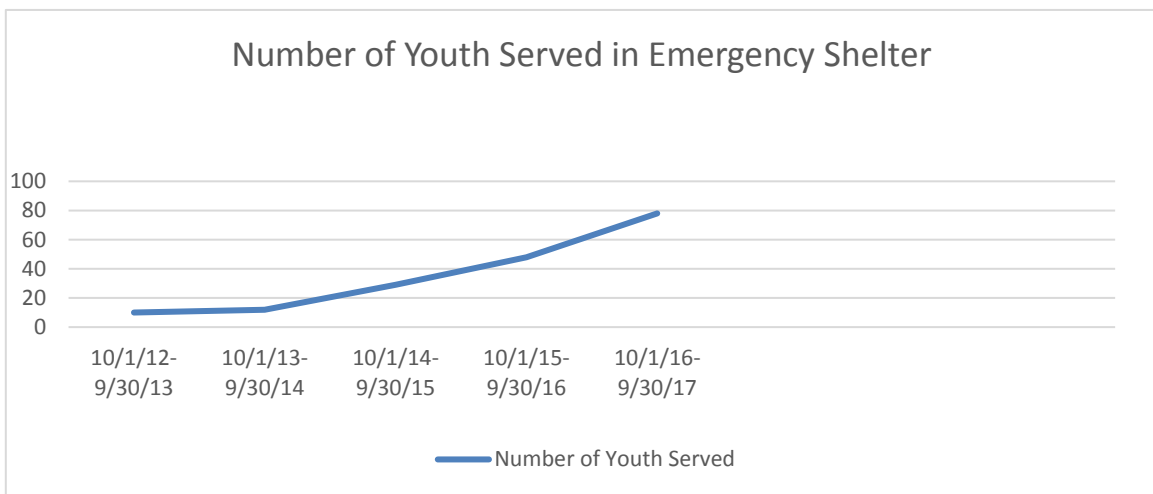
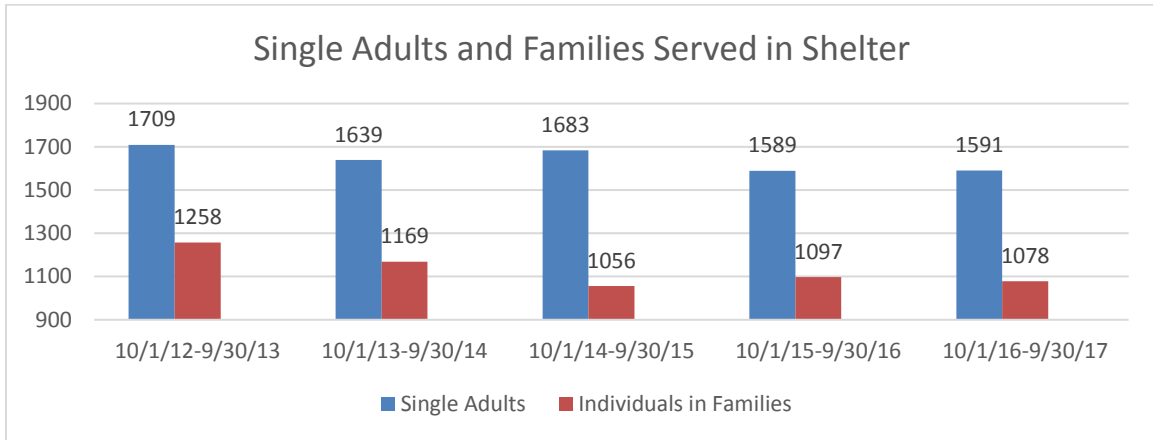
Emergency Shelter

The purpose of emergency shelter is to provide a safe, short term, nighttime residence for homeless persons, and help them find safe affordable housing outside the shelter. Emergency Shelter providers included in the data are:

- Briarpatch: Youth Shelter
- Porchlight Inc.: Men's Shelter
- The Road Home of Dane County: Family Shelter
- The Salvation Army: Women's Shelter and Family Shelter
- YWCA Madison: Family Shelter

Total Served in Emergency Shelter

	Served in Shelter 10/1/2012- 9/30/2013	Served in Shelter 10/1/2013- 9/30/2014	Served in Shelter 10/1/2014- 9/30/2015	Served in Shelter 10/1/2015- 9/30/2016	Served in Shelter 10/1/2016- 9/30/2017
Total # of Single Adults	1,709	1,639	1,683	1,589	1,591
# of Individuals in Families	1,258 with 761 children	1,169 with 697 children	1,056 with 630 children	1,097 with 649 children	1,078 with 602 children
# of Youth <18 years	10	12	29	48	78
Total	2,977	2,820	2,768	2,734	2,747



Transitional Housing

Transitional Housing (TH) facilitates the movement of homeless individuals and families to permanent housing within 24 months of entering TH. Programs will provide safe, affordable housing that meets participants’ needs. Transitional Housing providers included in the data are:

- Briarpatch: Transitional Living Program
- Porchlight Inc: STABLE Program, Transitional Housing (Non-HUD), VA Grant Per Diem: Spring Street
- CareNet Pregnancy Center of Dane County: The Elizabeth House
- The Road Home: Second Chance Apartment Project
- The Salvation Army: Holly House
- Veterans Assistance Foundation: Green Avenue Step Up
- YWCA: Empower Home

Total Served in Transitional Housing

	Served in Transitional Housing 10/1/2012-9/30/2013	Served in Transitional Housing 10/1/2013-9/30/2014	Served in Transitional Housing 10/1/2014-9/30/2015	Served in Transitional Housing 10/1/2015-9/30/2016
Total # of Single Adults	258	238	264	172
# of Individuals in Families	188 with 114 children	175 with 110 children	158 with 98 children	72 with 47 children
# of Youth <18 years	0	0	0	0
Total	446	413	422	244

End Homelessness

Permanent Supportive Housing

Permanent supportive housing is safe, affordable housing, the purpose of which is to provide housing without a designated length of stay. Permanent Supportive Housing providers included in the data are:

- Community Action Coalition
 - Home for Good
 - SHIFT
- Heartland Housing
 - Rethke
- Housing Initiatives
 - Dayton St.
 - Britta Dr.
 - Las Casistas
 - PSH-Housing: Non-HUD
 - Scattered site Shelter plus Care
 - StoneBridge Apartments
- Porchlight
 - Pheasant Ridge Trail
 - Nakoosa Trail
 - Porchlight Housing PSH
 - Scattered Sites Housing First
 - Thierer Road
- Tellurian
 - HOPE
 - ReachOut Housing First
 - ReachOut Housing First Expansion
 - Scattered Sites PHP

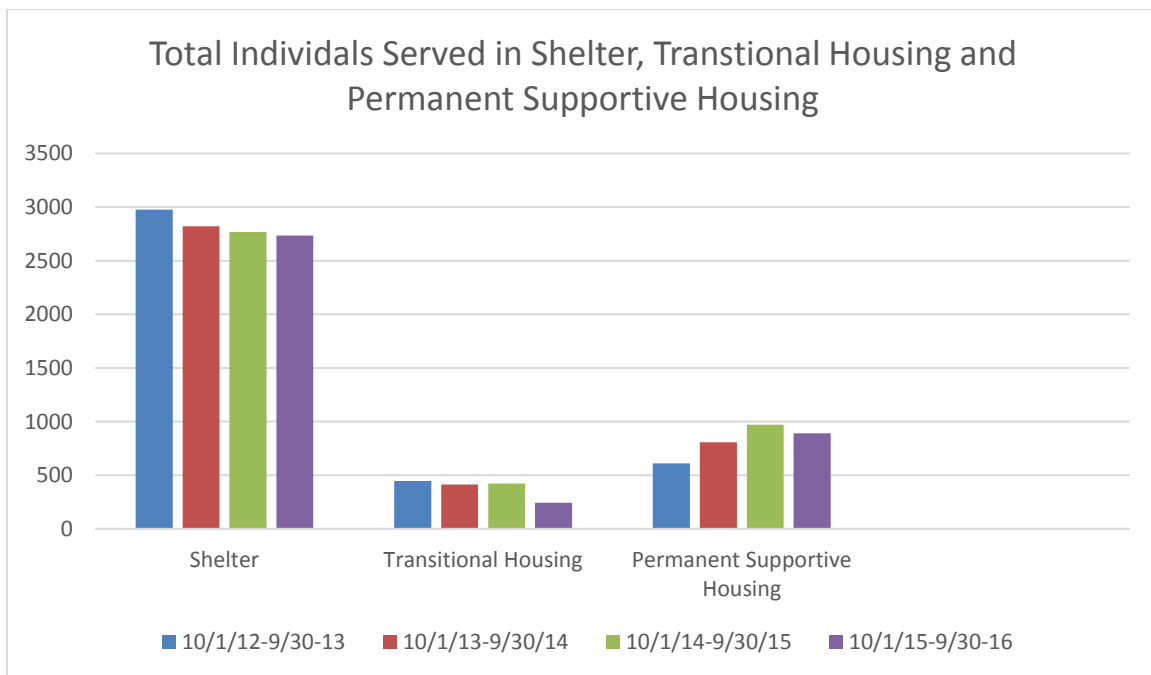
- Willy Street SRO
- The Road Home
 - Housing and Hope
- YWCA Madison
 - House-ability

The 2016 Housing Inventory Chart (HIC) shows that there were 857 beds of Permanent Supportive Housing available in our community. This number includes beds that are not represented in the data below (St. Vincent de Paul and HUD-VASH vouchers).

Total Served in Permanent Supportive Housing

	Served in Permanent Supportive Housing 10/1/2012-9/30/2013	Served in Permanent Supportive Housing 10/1/2013-9/30/2014	Served in Permanent Supportive Housing 10/1/2014-9/30/2015	Served in Permanent Supportive Housing 10/1/2015-9/30/2016
Total # of Single Adults	352	399	494	472
# of Individuals in Families	257 with 164 children	408 with 247 children	477 with 290 children	417 with 258 children
# of Youth <18 years	0	0	0	0
Total	609	807	971	889

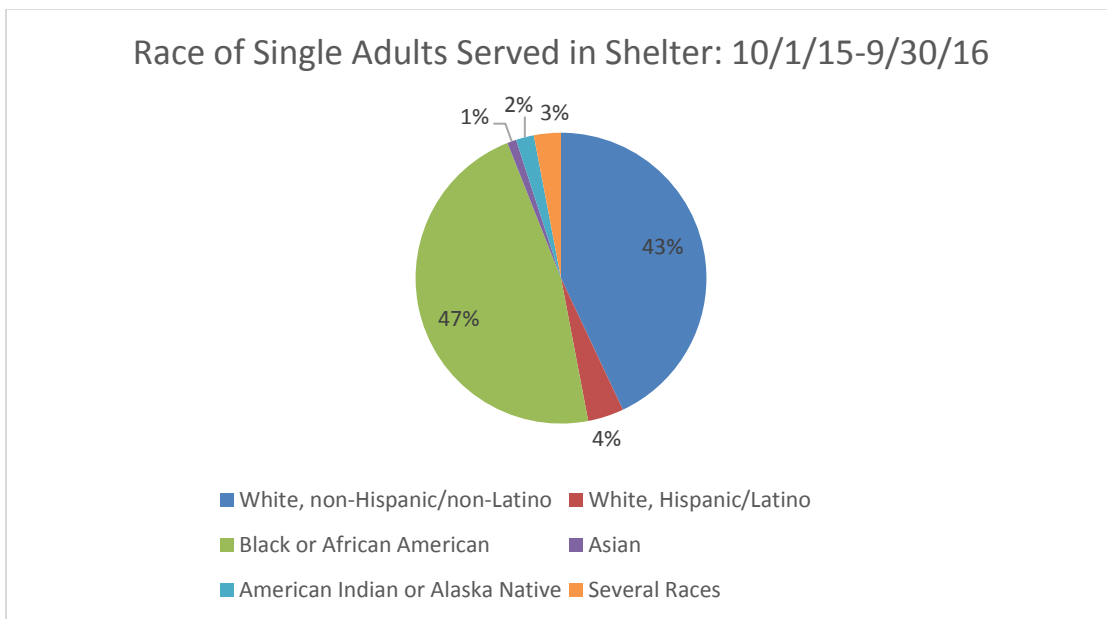
Below is a comparison of numbers served each year between the three program types.



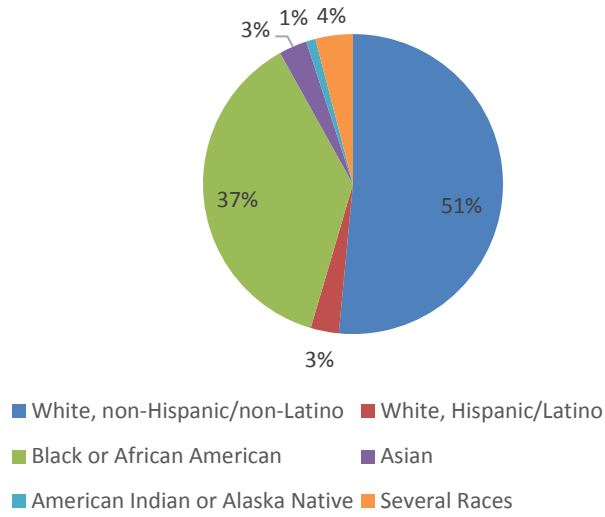
Spotlight Data

Race and Homeless Services

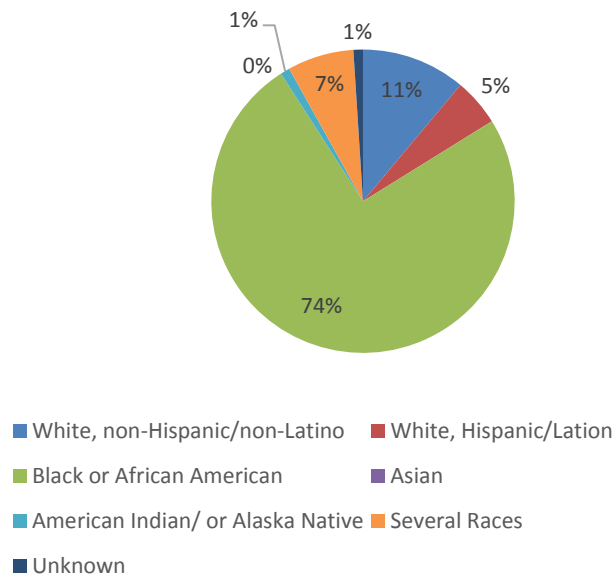
Race is becoming a key topic when talking about homelessness in the United States. Our community must start to examine the racial make-up of those experiencing homelessness and those served in housing programs. The SPARC (Supporting Partnerships for Anti-Racist Communities) Initiative has launched in six communities. This initiative looks specifically at the race of people experiencing homelessness and those exiting homelessness. In SPARC communities, Blacks are at least three times more likely than Whites to be homeless. Given that Dane County has very significant racial disparities within the criminal justice system, and in unemployment and poverty rates, the community needs to start looking at race data for those experiencing homelessness and work to eliminate any disparities. Below is data from the past year describing the race of individuals and families served in emergency shelter and permanent supportive housing.



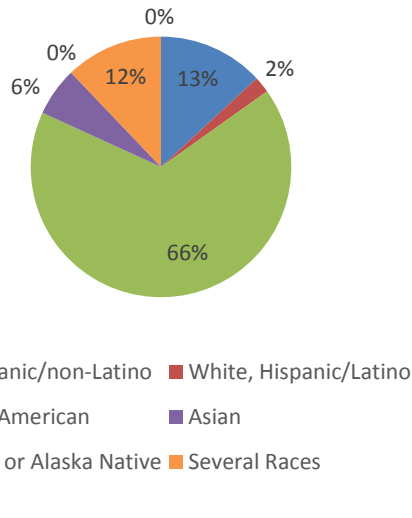
Race of Single Adults Served in Permanent Supportive Housing: 10/1/15-9/30/16



Race of Individuals Served in Family Shelter: 10/1/15-9/30/16



Race of Individuals in Families Served in Permanent Supportive Housing: 10/1/15-9/30/16



Point-in-Time

The Point-in-Time (PIT) count is a process by which communities attempt to count the number of sheltered and unsheltered homeless persons on a single night each year. HUD requires that Continuums of Care (CoCs) conduct an annual count of homeless persons who are sheltered in emergency shelter, transitional housing and Safe Havens on a single night. In addition, CoCs must conduct a count of unsheltered persons on that same night. The following graph presents historical data showing PIT counts for both sheltered and unsheltered persons.

